

Our ethos is built on the 10 PRINCIPLES

*A set of commonly understood values reflected
in the Burning Man experience*

Radical Inclusion: Anyone may be a part of Burning Man. We welcome and respect the stranger. No prerequisites exist for participation in our community.

Gift-giving: Burning Man is devoted to acts of gift-giving. The value of a gift is unconditional. Gift-giving does not contemplate a return or an exchange for something of equal value.

Decommodification: In order to preserve the spirit of gift-giving, our community seeks to create social environments that are unmediated by commercial sponsorships, transactions, or advertising. We stand ready to protect our culture from such exploitation. We resist the substitution of consumption for participatory experience.

Radical Self-reliance: Burning Man encourages the individual to discover, exercise, and rely on his or her inner resources.

Radical Self-expression: Radical self-expression arises from the unique gifts of the individual. No one other than the individual or a collaborating group can determine its content. It is offered as a gift to others. In this spirit, the giver should respect the rights and liberties of the recipient.

Communal Effort: Our community values creative cooperation and collaboration. We strive to produce, promote, and protect social networks, public spaces, works of art, and methods of communication that support such interaction.

Civic Responsibility: We value civil society. Community members who organize events should assume responsibility for public welfare and endeavor to communicate civic responsibilities to participants. They must also assume responsibility for conducting events in accordance with local, state, and federal laws.

Leaving No Trace: Our community respects the environment. We are committed to leaving no physical trace of our activities wherever we gather. We clean up after ourselves and endeavor, whenever possible, to leave such places in a better state than when we found them.

Participation: Our community is committed to a radically participatory ethic. We believe that transformative change, whether in the individual or in society, can occur only through the medium of deeply personal participation. We achieve being through doing. Everyone is invited to work. Everyone is invited to play. We make the world real through actions that open the heart.

Immediacy: Immediate experience is, in many ways, the most important touchstone of value in our culture. We seek to overcome barriers that stand between us and a recognition of our inner selves, the reality of those around us, participation in society, and contact with a natural world exceeding human powers. No idea can substitute for this experience.

BURNING MAN SURVIVAL GUIDE

'BLACK ROCK CITY' is a temporary metropolis built in Nevada's beautiful, remote, and inhospitable Black Rock Desert. You are responsible for your own survival, safety, well-being, and Leaving No Trace. This Survival Guide is essential reading for every participant—first-timers and veterans alike. Read it carefully and share it with everyone in your group. For more detail, check out the Preparation section of the Burning Man website.

AUGUST 28 - SEPTEMBER 5, 2016



THE

ESSENTIALS

1 PARTICIPATE Unlike other events, Burning Man is created by the people who attend – that means YOU! Participants are responsible for creating their experience in Black Rock City. No spectators!

2 LEAVE NO TRACE There are no trash cans in BRC. You must take everything you bring back home with you. Nothing goes in the portable toilets except human waste and 1-ply toilet tissue. If it wasn't in your body, don't put it in the potty!

3 COMMERCE You cannot buy or sell anything in Black Rock City. BRC is based on a gift economy – it is a place of sharing and free exchange. There are two exceptions: Center Camp Café, which sells coffee, and Arctica, which sells ice. See pages 4, 5, & 12.

4 CARS BRC is designed for pedestrians and bicycles. Except for public agencies, specially-marked BRC department service vehicles and those licensed by the Department of Mutant Vehicles, NO cars, motorcycles, motor-scooters, ATVs, golf carts or go-carts are allowed to drive in our city or on the open playa around it. See page 7.

5 PERSONAL SAFETY The Black Rock Desert is a harsh and challenging environment; you are responsible for your own survival. Nights on the playa are dark— stay safe: illuminate yourself, your bike and your artwork. See page 11.

6 FIRE GUIDELINES: Fire safety is essential. All participants using fire effects or burning their artwork must follow our Fire Art Safety Guidelines. All structures must be 20 feet from anything burning (including burn barrels). Aerial flares, rockets, explosives and fireworks are prohibited in Black Rock City. At least one ABC fire extinguisher is recommended for each camp as well as each camper or trailer. No fires of any kind are allowed on the unprotected playa surface. See page 9 for information about burning on playa.

7 SOUND Be thoughtful of your neighbors! Large scale sound zones are located along the 2 & 10:00 streets. Within the city the maximum power amplification is 300 watts, producing no more than 90 decibels at 20 feet. Mutant Vehicles with sound systems must follow the Sound Policy. If a problem with sound levels continues after sufficient warning, the device or system will be disabled. See page 14.

8 LAWS Burning Man takes place on public land, and is subject to local, state and federal laws including those involving illicit narcotics. Several law enforcement agencies patrol Black Rock City, and you risk being cited, arrested or evicted if you break the law. Burning Man does not promote or condone illegal activity of any kind. See page 16.

9 PUBLIC BOUNDARIES Camping is only allowed within Black Rock City's established streets and the Walk-In Camping area. You may not camp on the open playa (this area is reserved for art) or in the BLM-established buffer zone on the playa around Black Rock City. See page 17.

10 FIREARMS The possession of firearms (including BB guns, air rifles and paintball guns) is prohibited in Black Rock City. Hand-held lasers are also prohibited.

11 TICKETS & VEHICLE PASSES: All vehicles driven into Black Rock City must display a valid Vehicle Pass. Participants MUST purchase Vehicle Passes and tickets prior to arrival. Low Income tickets, and any other tickets that are paid for on-site, are subject to the 9% Nevada Live Entertainment Tax. Please be prepared to make any needed ticket-related payments with a credit card instead of cash. Will Call closes on Saturday, September 3, at noon.

12 EVENT ENTRY No one under 18 will be admitted without a parent or guardian. You are legally bound to the terms on the back of your ticket – read them! Those caught harboring stowaways or aiding in closure order violations face ejection from the event, having their tickets voided and/or being cited.

BLACK ROCK CITY
IS AN EXPERIMENT
IN TEMPORARY
COMMUNITY

for Map & Directions
See Back Cover

ARRIVING

at Burning Man

MAKE SURE YOUR VEHICLE (and whatever you are towing) has an **UNOBSTRUCTED** rear license plate, two working headlights, tail lights, brake lights and a license plate light.



When You Arrive

Everyone in your vehicle must have a ticket in hand or your entire car will be turned around.


The speed limit on Gate Road is 10 MPH. Speeding causes deep ruts in the playa and creates dust, which is a safety hazard. Tune in to Gate Area Radio Station 95.1 FM for Gate updates (BMIR at 94.5 FM for event info).

Going to Will Call? All lanes allow entrance to Will Call; you will be directed by Gate staff and shown where to park. If one person in your vehicle has to go to Will Call, the entire vehicle must go to Will Call. Proceed to the Box Office, get your Tickets/Vehicle Pass, return to your vehicle, and proceed to the Main Gate. Please **do not get out of your vehicle** until you are parked in the Will Call lot.

NOTE: For the safety of all participants, do not drive faster than 5 MPH while inside the Will Call and the Main Gate areas.

Be prepared to have your vehicle searched for prohibited Items (see sidebar) and stow-aways. Keep this in mind when packing. After Gate, the Greeters will welcome you and give you your printed city map and other event information.

For 2016, BRC is coordinating with BLM to open the Gate earlier and close it later for a safer ingress and egress, maximizing use of daylight hours and minimizing traffic on local roads. Participants are to focus their activities on camp setup and breakdown during these times. The event officially starts at 6 pm on Sunday, August 28 and ends at 6 pm on Monday, September 6, 2016. As of printing time, the exact Gate opening time for Burning Man 2016 has not been finalized. Stay tuned to the Jack Rabbit Speaks email newsletter for more information as it becomes available. Complete arrival information can be found here: <http://burningman.org/gate>



No Early Arrivals

Do not arrive before the Gate opens (exact time to be announced in the Jackrabbit Speaks later this summer). We are not ready for participants until we have finished building key public safety and sanitation infrastructure. **DO NOT** wait on the side of the road along Hwy 447 or Hwy 34 or in the town of Gerlach. This poses a serious safety hazard and adds stress on neighboring communities.

Prohibited Items

You may be denied entry and told to store these items off-site

Explosives, aerial flares, rockets and fireworks

Firearms of any kind including BB guns, air rifles and paintball guns

Hand-held lasers (all other lasers must be registered)

Items that cause MOOP, wood chips, loose feathers, tubs of confetti

Plants, living or dead

Anything that will break up and/or blow away in the wind

Unregistered Mutant Vehicles

ATVs and scooters

Motorcycles that are not a participant's transportation to BRC

Dogs

Because we are accustomed to a world shaped by institutions, service workers, and commercial transactions, we may not even recognize the signs of true community. Here are a few of its indicators:

STORIES In universities, people know through studies. In businesses and bureaucracies, people know by reports. In communities, people know by stories.

CELEBRATION Community activities incorporate celebration, parties and other social events. The line between work and play becomes blurred. The human nature of everyday life becomes part of the way you work. You will know that you are in a community if you often hear laughter and singing.

CAPACITY Communities are built on the recognition of the unique abilities of every member. Commerce and the public service sector outside of Black Rock City define us on the basis of deficiency and need.

INFORMALITY In the community, transactions of value take place without money, advertising or hype. Care emerges in place of structural service.

COLLECTIVE EFFORT vs. CONSUMERISM Community is cooperative, uniting us as varied members of one body. By contrast, when we consume a service, we're made passive.





BRC Infrastructure

On Playa Resources

Ice Sales

In the interest of public safety, ice is sold at Arctica in Center Camp, and in the 3:00 and 9:00 plazas, now on G. During the event, Monday to Saturday hours are 9 am to 6 pm, Sunday noon to 6 pm and Exodus Monday in Center Camp only, from 9 am to noon. Ice is available in crushed and blocks for \$3/bag. Pre-event, ice is available at Center Camp Arctica only. Hours are Thursday noon to 3 pm and Friday to Sunday from 9 am to 3 pm.

Information

Playa Info in Center Camp is staffed by knowledgeable volunteers ready to answer your questions 9 am to 6 pm, unless otherwise posted. Check the whiteboards for the latest info and answers to FAQs. You can use the Playa Info Directory 24/7 to register yourself and your camp location and look up friends, or find and post theme camp locations, event schedules, rideshares, services, and information. Note: there is no Internet access. Playa Info's large BRC map shows public theme camp locations, and bulletin boards are available for posting events, messages and general information.

Earth Guardians

Earth Guardians inspire Burners to embrace Leave No Trace and live more sustainably on and off the playa. If you have questions about sustainable camping or the Black Rock National Conservation Area, visit them on the Esplanade or check out their website at www.earthguardians.net.

Like any Metropolis,
Black Rock City Has
Essential Infrastructure
& Community Services.



Black Rock Rangers

The Black Rock Rangers are BRC volunteers who can help you find solutions to problems that you can't immediately resolve yourself. Rangers help preserve community welfare, safety and quality of experience, and uphold the 10 Principles of Burning Man. They are available 24/7 to support our community. Ranger Headquarters is located on the Esplanade near Center Camp. Rangers can also be found at Ranger Outposts (at the back of the 3 & 9 plazas) and at the Man Base. Rangers are not law enforcement or part of any other outside agency.

Law Enforcement

Bureau of Land Management Rangers and Special Agents, and Pershing County Sheriff's Deputies are on site to serve the community by enforcing local, state and federal laws.

Crisis Intervention Services

Black Rock City can be a hyper-stimulating place. If you're feeling overwhelmed, trained counselors from the Zendo Project and the Sanctuary team of the Black Rock Rangers are there to take care of you. If it's a crisis, the ESD's Crisis Intervention team is there, too. The Zendo facilities are entirely run by participants, but they are conveniently located next to medical on the 3:00 & 9:00 sides.

Emergency Medical Services

As a member of a community built on self-reliance, YOU are responsible for your own basic first aid. However, if you or someone you know (or encounter) requires medical assistance, you may contact an Emergency Services Department volunteer or a Black Rock Ranger, or visit one of our six Medical Stations. Stations are located at 5:15 and Esplanade and behind the 3:00 and 9:00 Plazas. We will also have three smaller satellite stations behind the 4:30 and 7:30 Plazas on H, and between the Temple and the Man. All are easily identified by a large lit red cross. Trained emergency medical personnel are on duty 24 hours a day and emergency evaluations are available.

BMIR 94.5 FM

Burning Man Information Radio (BMIR) 94.5 FM broadcasts travel, emergency and general information and community programming 24 hours a day. BMIR will also be available on mobile devices via iHeartRadio.com, providing traffic reports at the top of the hour for entry and Exodus. Stop by BMIR between 12 pm and 4 pm daily to record promos for your events and happenings... tell the city what you're up to!

BURNING MAN 365 Days a Year



Burning Man is a global cultural movement. Burning Man Project is a nonprofit organization dedicated to encouraging civic participation, creative self-expression and collaboration. It does so by supporting and nurturing Burners around the world who engage in a host of initiatives and projects inspired by the 10 Principles. The Burning Man Regional Network has official representatives in 140 locations across 28 countries. To learn more about Burning Man Project, Burners Without Borders, Black Rock Solar, and the Burning Man Regional Network, or to get involved with year-round and worldwide efforts, visit Everywhere Pavilion near 6:15 on the Esplanade or www.burningman.org

Volunteering

Volunteering is a great way to step up your participation. Visit the V-Spot adjacent to Playa Info in Center Camp to learn more.

Press & Media

Any commercial, editorial, or otherwise non-personal use of photos, video or sound recordings is not permitted without written permission from Burning Man. All media professionals with intent to distribute content publicly (including art galleries, publications, or non-personal blogs) must register as professional media prior to the event or at Media Mecca. Participants sharing images for personal use are not required to register, but still must adhere to the Photo & Video Rights & Responsibilities. It is your TASK to ASK for consent before taking someone's picture. Questions? Visit Media Mecca at Center Camp, www.burningman.org/press or write press@burningman.org for more info.

Lost & Found

Mark all of your possessions with your name, phone number, email address and camp location (especially your bike and your cell phone). Take a picture of your contact info and leave the image on your camera or cell phone. If you find something in BRC, bring it to Lost & Found at Playa Info. Lost & Found does not accept lost bikes! **Please leave them where you found them.** After the event, whether you have lost or found something, email lostandfound@burningman.org.

Recycle Camp

Bring your aluminum cans to Recycle Camp Monday through Sunday, 9 am to 5 pm. Located in Center Camp at 6:00 on the Inner Circle, directly behind the Cafe. Ride the state of the ART bicycle powered aluminum can crushing machine. Come by early, come by often, come by before 5 pm Sunday or you'll have to pack them out. A donation is made to the Gerlach School from the proceeds. Show us your cans!

Telephone Service

In the interest of Immediacy (see the 10 Principles), cellphone use is highly discouraged in BRC. Luckily they don't really work out there anyway. Limited cell service and public telephones are available in the town of Gerlach, 12 miles away.

Center Camp Café

The Café is our community gathering space, where coffee, tea and other beverages are available for purchase, and your fellow BRC citizens provide a wide variety of on-stage entertainment. It's always a bustling place, 24/hours a day!

Airport & Pilot Policies

BRC operates a temporary private airport (FAA identifier 88NV) at the southernmost point of the pentagon fence, and accessed from the city at 5:00 and L. Any piloted aircraft flying to BRC, even if unpowered, must land at this Airport. All pilots must pre-register at <http://airport.burningman.org/>, which contains valuable information for passengers as well as pilots. Air carriers are permitted by outsideservices@burningman.org. All incoming participants must have an event ticket and the \$60 per person Gate use fee. Will Call tickets can be picked up after 7 am. Will Call tickets can be picked up after 7am.

Burn Gardens

Metal platforms for burning wood are located at Esplanade and 3:00, 6:00, and 9:00. Sunday, September 6 at 7 am each Burn Garden location will be available for wood burning as well as donations of new and unused lumber. No cardboard, paper, compost, recycling or trash will be accepted. Burning toxic and/or synthetic materials such as couches, stuffed furniture, rugs, PVC pipes, etc. is prohibited by law. Do not overload the Burn Platforms with anything that will spill burning debris and ash onto the playa.

Local Shuttle Service


Casual traffic in and out of BRC is strongly discouraged. Participants who leave and return by private automobile are required to pay a \$20 per person fee. To lessen community and environmental impact, there is a shuttle bus from BRC to Gerlach and Empire. \$10 tickets are available at the shuttle ticket booth on the 6:30 side at Rod's Road & 6:00. You must be sober, dressed appropriately for town, carrying your event ticket stub and wearing the wristband issued to you when you purchased a bus ticket. Shuttles run every two hours from 10 am to 4 pm Wednesday through Friday, and 10 am to 2 pm on Saturday.

Carpooling & Burner Express Bus

Looking for transportation to the event? Consider carpooling and ride-sharing. Carpooling is a great option for those with extra vehicle space and is also an easy way to share costs. Burner Express buses come from Reno and San Francisco directly to the playa. Visit: <http://burningman.org/travel>.

Don't ship packages to the Burning Man office in Gerlach

Burning Man has no way to deliver UPS and Fedex packages to participants on the playa. Any participant packages sent to the Gerlach Burning Man office will not be accepted and will be returned.



2016 City Plan

BRC consists of the main camping area formed by a series of concentric and radial streets, and an "open playa" reserved for art installations. BLM establishes a buffer zone on the playa around the event site - no camping is allowed in this area. The 2016 BRC plan will be posted before the event at <http://burningman.org/event/black-rock-city-guide/>. You will receive a BRC map at Greeter's station when you arrive.

Civic Plazas

Civic Plazas are located on either side of the city at 3:00 & 9:00 on G Street. These are mini civic centers offering ice sales at Arctica, First Aid Stations and Black Rock Ranger Outposts. These Plazas are public gathering spaces, inviting art, performance and community interaction. Theme camps encircling the Plazas are encouraged to participate creatively in making these spaces inviting. Participants are invited to occupy and develop the Plazas located at 3:00, 6:00, & 9:00 and K. We hold most of the camping space around these plazas for unregistered camps to develop and maintain as an experiment in spontaneous urban planning and collaboration.

Art Plazas

There are two art plazas at 4:30 & 7:30 and G Street, where Burning Man Arts places select participant-created art pieces. There are also first aid stations behind the Art Plazas on H Street.

Walk-In Camping

A marked area immediately southeast of Black Rock City is reserved for Walk-In Camping. No vehicles or RVs are allowed in this area. You must leave your vehicle and carry your belongings to your chosen spot. The sheer difficulty of this exercise keeps this area sparsely populated and your efforts will be rewarded with a sense of solitude unavailable in other parts of the city.

Porta-Potties

Banks of porta-potties can be found throughout the city on radial streets on the blocks between C & D and H & I. The exceptions to this are 6:00, which has banks between F & G and I & J, and 3:00 and 9:00, which have banks between E & F. There are also banks on the open playa on either side of the Man, along 2:00 and 10:00 and out by the Temple. To help you find potties in your time of need, they are marked by solar powered light poles.



GETTING AROUND



Black Rock City is a walking and bike-friendly metropolis. You must park your vehicle at your campsite and leave it there while you are in BRC. No motorized vehicles except for public agency vehicles, specially marked BRC department service vehicles, and vehicles licensed by the Department of Mutant Vehicles (DMV) are allowed to drive in BRC or on the open playa.

Non-mutated vehicles intended for recreational driving, including motorcycles, large scooters, and ATVs are NOT permitted and will be impounded at the Gate. NO unlicensed cars, RVs, trucks, motorcycles, golf carts or go-carts are allowed. Anyone operating a vehicle without a permit may be fined and have the vehicle impounded or disabled by law enforcement or the Black Rock Rangers.

Mutant Vehicles & The DMV

All prospective Mutant Vehicle drivers, and those requiring a disabled license, must pre-register with the DMV before the event. To be licensed, Mutant Vehicles must meet certain criteria and ALL registrations take place pre-event. You are required to show your acceptance letter to Gate staff upon entering BRC—those not pre-registered and approved WILL NOT be let into BRC. For more info see <http://burningman.org/event/art-performance/mutant-vehicles/>.

Driving Safety

The speed limit in BRC is 5 mph at all times—that's reeeaaaally slow—including when entering and departing BRC. Pedestrians and bicycles have the right of way over motor vehicles. Mutant Vehicle artists, operators and passengers must comply with safety standards, including physical and mechanical integrity of vehicles, and adherence to driving rules. Passengers may only get on or off a vehicle that is completely stopped. Vehicles are prohibited from driving inside the perimeter around the Man. All Mutant Vehicles must also comply with the Sound Policy stated on the Burning Man website.

The speed limit on Gate road and in the city is strictly enforced by law enforcement. If you don't want to get stopped, don't speed. Make sure your vehicle's headlights, taillights and turn signals are in good working order and that your license plates are not obscured. Be sure to have proper registration stickers and up-to-date insurance.

Scooters & Go-Peds

Large, seated, street-legal motorcycle type scooters are not allowed in BRC. Small motorized scooters (single-person, two wheeled, lightweight, stand-up, small, no-seat, off-street type, e.g. go-peds) are allowed in BRC, but they are subject to the same rules as any other motorized vehicles, including the 5 MPH speed limit and use of front and rear lights at night. BLM Rangers will issue citations for noncompliance. We strongly suggest loud scooters be equipped with a muffler.

Motorcycles

Motorcycles are only allowed in BRC if they were your sole means of transportation to BRC, and must be parked at your campsite for the duration of your stay. Participants bringing motorcycles that aren't their sole means of transportation will be asked to turn around at the Gate.

Happy Bicycling! Bikes are not merely a convenience, they are an integral part of our culture. Our city was designed for walking and biking. The playa is very dark at night and there are many riders. Light your bike to avoid injuring yourself and others. For everybody's safety and sanity please do not bring bikes, chairs and large coolers to the larger Burns, where they can pose a serious safety hazard.



Lock & Decorate Your Bike!

We recommend locking your bike when it's not in use. Never lock your bike to guy wires on the Café, art pieces or any other structures. This is a safety hazard and may disrupt performances and scheduled Burns. No bike is considered lost until the event is over. Starting Monday (through Wednesday post-event), lost bikes can possibly be recovered at the Yellow Bike Camp. After Wednesday, unclaimed bikes are donated to Reno-based nonprofits that fix them up and provide them to underprivileged kids. Your bike is much less likely to be 'borrowed without asking' if you decorate it. Make sure decorations are securely affixed. Lastly, DO NOT ditch your bike at Burning Man! Dealing with abandoned bikes stretches our already over-taxed resources. Send additional questions to bikes@burningman.org.



LEAVE NO TRACE



THE BLACK ROCK DESERT IS A PLACE UNLIKE ANY OTHER - a wide expanse of possibility set in the heart of the Black Rock Desert-High Rock Canyon Emigrant Trails National Conservation Area. This is part of the nation's prized National Conservation Lands, a special designation given by the U.S. Government to some of the most scenic, culturally rich, scientifically important and yet least known public lands in the country. We are proud to build Black Rock City in this stunningly beautiful location and equally committed to respecting and protecting this special place.

In light of this commitment, Burning Man is the largest Leave No Trace (LNT) event in the world—LNT is one of our core principles—it is up to all of us to remove all Matter Out of Place (MOOP) from Black Rock City. There is no garbage collection service in BRC—we are all responsible for properly removing all trash. Everything you bring might become trash: tent stakes, bottle caps, ashes, wood debris, orange peels, cigarette butts, pistachio shells, rope fibers, sequins—even abandoned bikes. According to our permit with BLM, we have a very short window of time to restore the playa to its original condition. We can only satisfy BLM stipulations and pass inspection if ALL citizens share in the responsibility to line-sweep their camps and the city.

Burning Man has a volunteer-led environmental compliance team, made up of Earth Guardians and Black Rock Rangers. Now in its third year, this team provides LNT outreach and helps participants fix common environmental issues such as vehicle oil leaks and wastewater spills. Burning Man must do this as part of the terms of our permit. Help us help you. If our team finds an issue, you'll have 24–48 hours to fix it. You may face a citation or eviction if you don't actively check, prevent, and fix oil and wastewater spills. If you need help, visit the Rangers and Earth Guardians. We are here to help.

Plan Ahead to Leave No Trace

Start your LNT efforts before you depart for BRC:

- ❖ Prepare a Leave No Trace plan AND a cleanup plan for your camp; LNT as you go and have less to clean up and restore before you leave.
- ❖ Remove all excess packaging from everything (food, supplies, tools) before you pack it.
- ❖ Don't bring glass containers of any kind—they can shatter. Metal bottles and plates work well.
- ❖ Don't bring disposable plastic bottles, bring 5-gallon collapsible or other large water containers and refillable water bottles—less to bring home!
- ❖ Smokers: use a portable ashtray (a mint tin works well) to collect cigarette butts and ashes (yes, ash is MOOP!). NEVER drop butts on the playa or in public areas like the Café or porta-potties.
- ❖ Bring tarps to put under MOOP-heavy areas like your kitchen, construction areas and workspaces. Avoid MOOPy carpets and Astroturf. Old billboard vinyl works great.
- ❖ Bring rope or tie-downs to secure everything in your camp, and to securely strap down your load on top of your vehicle.
- ❖ Bring cardboard, a tarp, or pan to place under your vehicle to collect oil drippings.
- ❖ Pack work gloves to help you pick up the sharp bits, and a magnet rake to pick up metal.
- ❖ BYOC: bring an easy-to-carry cup to use at the Café and out in BRC. Note: If you bring your own bottled or canned beverages to the Café, take drink containers back to your camp or to Recycle Camp where you can recycle your aluminum cans.
- ❖ Don't bring loose glitter, feather boas, Astroturf, styrofoam coolers, plastic bags, paper, string, disposable drink cups, hay bales, straw, gravel—or anything else that can blow away in the wind or turn into a MOOPy mess.
- ❖ Don't bring public swimming pools or showers. Water can create a huge mess and poses public health issues.
- ❖ Make an evaporation device (see www.evapotrons.info for some great ideas) to properly dispose of your gray water. Do not dump gray water onto the playa. See the Burning Man website for collection, treatment, and disposal alternatives, and page 19 for places to take your gray water after the event.

WOOD CHIPS

make the worst MOOP

Preventing MOOP

- ❖ Never let it hit the ground! MOOP attracts more MOOP. If you see trash on the ground, pick it up and take it—the dust quickly makes it hard to spot.
- ❖ Put a weight on or tie down anything that can blow away.
- ❖ If it wasn't in your body, don't put it in the potty! No tampons, trash, cigarette butts, etc. One ply toilet paper ONLY.
- ❖ If you have an RV, bring a five-gallon bucket to catch any gray or black water leaks from your plumbing.
- ❖ Waste water dumping is illegal! You may receive a citation for dumping gray water or black water.
- ❖ Sort trash and recycling for easy drop-off at collection centers on your way home. See page 19.
- ❖ Make a MOOP collection bucket. Cut a 3" hole in the top of a plastic water jug, leaving the handle intact. Sweep dust containing glass, wood chips, bark or anything too small to pick up, into a dustpan and deposit in bucket for disposal at home.
- ❖ Always carry a small bag to collect any MOOP you find.
- ❖ If you plan to use a burn barrel bring a shovel and metal containers to scoop up and remove ashes. All burn barrels must be elevated 10" off the playa surface to prevent burn scars.
- ❖ WOOD IS MOOP! Wood is the #1 MOOP issue in Black Rock City. Wood from sawdust, splinters, wood debris and firewood bark poses a major MOOP problem. Help keep the playa beautiful by laying down a tarp or rug under your wood cutting stations and firewood storage areas.

Before You Leave

- ❖ **Line-sweep your camp.** Walk shoulder-to-shoulder with your campmates and clean your campsite in a grid pattern. Pick up EVERYTHING. Use a magnet bar or rake to go over your entire camp and conduct a final sweep.
- ❖ **Community Clean-Up.** As a citizen of BRC, you are asked to join your neighbors on Sunday and Monday after the Burn for two hours of MOOPing in addition to your own camp clean up—pick a well-traveled area. The Earth Guardians in Center Camp can direct you to a cleanup project.
- ❖ **Secure and cover your load!** Pack carefully and make sure trash and other items do not litter our highways.

On Your Way Home

- ❖ Leave No Trace does not end when you hit the pavement. Do not dump your trash in neighboring communities (yes, this has actually happened). See page 19 for waste and recycling locations.
- ❖ Stop periodically and check to make sure your vehicle's load is secure!

The Environment

Burning Man believes strongly in protecting the environment and making the event more sustainable—but we need YOU to help make that happen. The Leaving No Trace section of the Burning Man website is a treasure trove of tips for practicing the 6 'R's: Rethink, Reduce, Reuse, Recycle, Respect & Restore! Visit <http://burningman.org/event/preparation/leaving-no-trace/greening-your-burn/>.

On Playa: Check Under Your Vehicle for Oil Leaks

Engine oil leaks are common, especially in older vehicles, and they harm the playa. If your engine oil is leaking on the playa, use a drip pan, tarp, rug, plywood, or anything that can be secured to the ground so it catches the oil. You can be cited for oil leaks.

Waste Water

If you have a waste water spill and the contaminated playa fits in a 5 gallon bucket, dig up the soil and dispose of the bucket off site. If it's too much for a bucket, get help. Call a Black Rock Ranger to hail ESD's hazmat team to help remediate the site.

Burn Scars

A burn scar is a discoloration of the surface soil due to contact with fire. They can last for years and over time they form bumps, which are hazardous to vehicles. Volunteers have spent thousands of hours cleaning up burn scars in the past. **It's your responsibility to prevent them.** Never start a fire directly on the playa surface. It will create a burn scar and the BLM will issue a citation. A fireplace, burn barrel, or BBQ (in permitted areas only) may be used for small fires.

Burning Art

You must register to burn your art with the Art Department and the Fire Art Safety Team (FAST) prior to arriving at the event. You may not burn art directly on the playa. **Consider reducing CO2 emissions by not burning your art and instead repurposing it or recycling the materials.** Burning public structures such as lampposts or bulletin boards, or other people's artwork is prohibited. Artists have the sole right to burn their own creation. We love fire at Burning Man, but we must burn safely. Whether you want to have a fire barrel, burn your artwork, or incorporate flame effects in your artwork or Mutant Vehicle, you must follow our Fire Art Safety Guidelines at <http://burningman.org/event/art-performance/fire-art-guidelines/>.

Fuel Storage Safety

Fuel expands with heat. Never fill your fuel containers past 80%. Protect the playa surface from fuel spills. All containers, regardless of size, must be stored within "secondary containment" basins. These basins must be capable of holding 110% of the volume of the largest single fuel container stored within it. Participants using combustible fuels in an art installation or storing fuel in camp must comply with best practices for storing and handling these materials: <http://burningman.org/fuel-hazmat>. Questions about fuel? Contact fuelsafety@burningman.org.

Digging Holes

Do not dig holes in the playa larger than six inches wide and two feet deep for ANY purpose. Larger holes erode within a year's time, even when carefully backfilled, leaving a visible mark and creating a safety hazard to drivers. Use an auger or a posthole digger, NOT a shovel. Bag the dirt so it doesn't blow away. Refill the hole by carefully tamping the soil back into place (an inverted sledgehammer works well). Repeat this process every few inches while dampening the soil.

Historical Artifacts

The collection, excavation or vandalism of archaeological artifacts is prohibited on public lands. If you find something that appears to be an authentic artifact, contact a Black Rock Ranger. If you are curious about the many Native American and pioneer historical sites in the Black Rock Desert Region, contact the Oregon California Trail Association via www.octa-trails.org.

SURVIVING BL

The Elements

Beating the heat (& Cold)

The Black Rock Desert is a flat, prehistoric lakebed, composed of a hardpan alkali, ringed by majestic mountains. Daytime temperatures routinely exceed 100°F and the humidity is extremely low. Because the atmosphere is so dry you may not feel particularly warm, but you'll be steadily drying up. Lip balm and lotion are your keys to comfort. At nearly 4,000 feet above sea level, you will burn much faster and more severely than at lower elevations. Apply sunscreen every morning and repeat as needed. Be sure to have some kind of shade for your camp and lie low during the hottest part of the day. When the sun drops over the horizon, temperatures can quickly plummet fifty degrees. Overnight lows can be in the 40s, so bring warm clothing and a good sleeping bag.

It takes nearly everyone a day or so to adjust to the desert climate. Don't be surprised if you spend your first day feeling queasy and cranky. **DRINK WATER!** Begin drinking a lot of water when you leave home. To stay healthy and enjoy the week, drink water whether you think you need it or not. Bring one and a half gallons of water per person per day is a good rule of thumb.

Eat salty foods to prevent electrolyte imbalance. Consuming alcohol, caffeine or other drugs increases risk of dehydration. Dehydration can cause headaches, stomach cramps, abdominal pains, constipation, flu-like symptoms, and mood swings and makes it difficult for the body to mend itself. If someone you know complains of these symptoms, or shows signs of either severe overheating or (worse) a case of chills under the midday sun, get them to shade immediately and seek prompt medical help. Go to one of the Medical Stations (see page 4 for locations and info).

White Outs

The playa can be subject to sudden bouts of fierce, unpredictable weather. Storm cells may bring high winds, lightning and sometimes rain. Dust storms prowl the playa and can produce instant "white outs". Long, sustained rainfall or prolonged whiteout conditions are unlikely, but you should be mentally and physically prepared for such occurrences. If you're caught in a white out:

- ❖ Seek immediate shelter and stay there. Now's the time to use those goggles you brought.
- ❖ If you're far from shelter, sit down, cover your face with your shirt and wait. Carry a dust mask with you at all times!
- ❖ Be on alert for moving vehicles.
- ❖ If you are driving a vehicle, stop and wait for the air to clear. You will not be able to see where you are going and could hurt yourself or others.

Rainstorms

- ❖ **DO NOT DRIVE** your vehicle. You will become stuck and tear up the playa surface.
- ❖ Relax and wait until conditions change.
- ❖ Do not ride your bike; playa mud clogs wheels and gears in just a few feet.
- ❖ Stay put and tune into BMIR, 94.5 FM for the latest info.

Water

BRC does not provide water—you must bring your own! Bring 1.5 gallons of water per person per day for drinking, washing and cleaning. Always carry a full water bottle when you leave camp. Public pools and showers are not permitted. Water for private use that entails full body contact or consumption must be potable and come from Nevada State Health Division approved water sources.

Lighting Yourself

The playa is dark at night, and it's very easy to run into people or things you can't see, like unlit art installations or bikes. Light yourself, your bike, your art and your belongings well (front and back). Consider a good LED headlamp, LED blinky lights, or EL wire. Weak glow sticks and bracelets don't cut it and become instant trash and potential MOOP.

No Lasers!

Handheld lasers are not permitted at the Burning Man event. In recent years, lasers have become stronger and so powerful that even the handheld ones can easily do permanent damage, even at long distances. And that, by any definition, by any standard, is a weapon. Do not bring them. Period. Mounted lasers are only permitted on art pieces, Mutant Vehicles, and in theme camps if they comply with specific restrictions. For more info see <http://burningman.org/event/black-rock-city-guide/lasers/>



ACK ROCK CITY



You Must Bring

- ❖ Your ticket or your photo ID and confirmation number for Will Call pickup
- ❖ 1.5 gallons of water per person per day
- ❖ A reusable water bottle
- ❖ Food & beverages
- ❖ An extensive first-aid kit
- ❖ Sunscreen/sunblock & sunglasses
- ❖ Warm clothing
- ❖ Particle/dust mask
- ❖ Goggles to protect eyes during dust storms
- ❖ Rope or tie-down straps
- ❖ Emergency toilet: bring a 5 gallon utility bucket with lid and garbage bag liners
- ❖ Hand sanitizer
- ❖ Garbage and recycling bags, and tools to clean up your camp
- ❖ Duct tape—you'll find a need for it, guaranteed
- ❖ Flashlights and spare batteries (headlamps are useful)
- ❖ Lights for your bike and your person for safe nighttime travel
- ❖ A good camp tent or other shelter and warm sleeping bags and bedding.
- ❖ Portable ashtrays if you smoke (e.g. mint tin that closes securely)
- ❖ Prescriptions, contact lens supplies (disposables work great), and anything else you need to maintain your health in a remote area with no services
- ❖ Fire extinguishers to protect your camp and property, and if you plan to burn your art
- ❖ Common sense, an open mind, a sense of humor and a positive attitude

You Probaby Should Bring

- ❖ Shade structures, umbrellas, parasols, sheets; something to break the midday sun
- ❖ A wide brim hat (a chinstrap is useful in the wind)
- ❖ A cooking stove if you expect to heat food or liquid
- ❖ A bicycle (mountain bike or cruisers with balloon tires are best)
- ❖ A bike lock (tag your bike with name, playa address, email and phone info)
- ❖ Bicycle tire repair kit, pump, spare parts and extra tubes
- ❖ Portable shower with a drain system to collect & manage gray water
- ❖ Lotion, lip balm and earplugs (not everyone will want to sleep when you do!)
- ❖ Watertight protective bags (e.g. heavy zip-type) for cameras or electronic gear
- ❖ Costumes, musical instruments, props, decorations, and anything that might make the experience more fun for you and your playa neighbors
- ❖ A battery powered AM/ FM radio so you can listen to BMIR radio and stay informed
- ❖ Camp marker (flag, banner, distinctive marking)
- ❖ 12" tent stakes (rebar is cheap and effective in high wind)
- ❖ Plastic bottles or tennis balls to top and protect dangerous rebar stakes
- ❖ Extra set of car keys (keys are easily lost and there is no locksmith in BRC!)



HOW TO BE CITIZEN BLACK RO

Batten Down Your Camp

The desert wind can whip up to speeds exceeding 75 MPH in an instant, picking up everything and hurling it miles down the playa or smack into your neighbor—sleeping bags, chairs, card tables, ice chests, tents, you name it. Keep objects secure at all times. Weight the interior corners of your tent. Rebar makes excellent stakes, but all exposed ends must be capped or bent into a candy cane shape to prevent foot/leg injuries. Rebar tips (including removal) are found on the Burning Man website. Ropes or cables used to stabilize tents must be flagged with a white or reflective material.

RV

There is no recreational vehicle dumping station and you may not dump on the playa. BLM issues citations for dumping or leaking gray or black water. As a citizen of Black Rock City, you are responsible for preventing and remediating leaks. Catch leaks immediately with a five gallon bucket. There is no location for scheduling RV servicing. If you see a truck designated "RV servicing," you can flag them down. Many trucks are servicing infrastructure and not RVs so be sure look for the sign. RV servicing is available for a \$50 fee for trailers up to 24' long, and \$60 for one gray and one black tank for RVs that are 25'–35' long. Each additional or over-sized tank is \$30. Cash only. You must have a contact person to meet the pump-truck at your RV. Keep a space clear for the truck to access your RV; pump hoses cannot reach beyond 30'. You may ask for a receipt. If you have a customer service complaint, record the time of day and the pumper-truck plate number. The only vendor authorized to provide cash sales of pumping services is United Site Services. Note: pumping services only include removal of gray and black water—not a potable water fill. Use only one-ply toilet paper. Finally, be considerate of your neighbors when running your generator.

Commerce & Concessions

The sale of products and services by participants is strictly prohibited. Sales of handmade and food items "in order to cover costs" are not allowed. There is NO participant vending. Bring what you need. Confront your own survival. **This is not a consumer event.**

Dogs & Other Animals

Dogs are not permitted. If you show up with your dog, you will not be admitted to the event. This restriction is for the well-being and safety of participants and their four-legged friends. Burning Man is a loud, tumultuous, and scary place for any animal—do not bring them with you.

Don't Steal Street Signs

Emergency Services rely on street signs to navigate our city when responding to emergencies and participants count on them to find their way around. All signs must remain in place through the Temple burn on Sunday night. **Seriously folks, we need your help stopping the rampant theft of street signs early in the event. Recently signs are being stolen right when the Gate opens. If you see this happening, say something!**

Children & Families

Burning Man is, and always has been, a family friendly event. Kids are an important part of our thriving culture in BRC and around the world. Children 12 and under need a free kids' ticket, and children 13 and over require a regular event ticket. All families are encouraged to register with the Family Unification Network (FUN) at the Black Rock Ranger Headquarters located on the Esplanade. Parents are responsible for their children's safety and well-being at all times.

Participation

Keep this in mind: there is no "they" in BRC. There is only "us." When we see a job that needs to be done, we are inclined to roll up our sleeves and pitch in. Sadly, there are always a few people who just don't "get it." These folks believe the mystical "they" will appear to provide for their needs and clean up their mess. Help educate them. If you see someone acting irresponsibly, introduce yourself and speak up. Consider stepping up your participation by volunteering. Visit the V-Spot adjacent to Playa Info.

Logos & Branding

Burning Man is a decommodified zone where branding is not welcome. Advertising? Hell no. Launching a product? Not in Black Rock City. Burning Man is not (and will never be) something to be used in promotion of your business, website, or product. Got a van from work with logos? Cover it up. Got a rental truck or RV? Alter the logos. Taking pictures of a product on playa to promote it online? That's not even close to being okay. Neither is using Burning Man to promote your business before, during, or after, the event.

A GOOD OF CK CITY

Cameras in BRC

Images allow participants to share their experiences and help Burning Man reach the world by showcasing what we do together as a community. However, using a camera at Burning Man comes with important responsibilities. **As a condition of entry to BRC, participants agree not to interfere with personal experiences and to ask permission before photographing or recording others.** Pictures from BRC may not be used for any commercial, promotional, editorial or otherwise non-personal reasons without first registering as professional media. Burning Man limits media permitted at the event to protect participant privacy and prevent our culture from exploitation. All permitted professional media will be credentialed and their cameras tagged with a unique Media ID #. If someone is being disrespectful with a camera, record their Media # and bring it to Media Mecca (at 10 o'clock on the inner ring, across from Center Camp Café). If they do not have a Media Tag, find a Black Rock Ranger immediately. If you find a picture of you or your images from Burning Man being used without your permission, contact press@burningman.org anytime during the year.

Protect Your Belongings

Secure your valuables when away from camp, especially on Burn night. Consider locking valuables in your car. Take pictures of your valuables, record serial numbers, and report them missing immediately if stolen; police can't easily investigate otherwise. (Tip: Make two spare door keys—hide one and carry one.) Introduce yourself to neighbors and local Black Rock Rangers. Work together to keep your neighborhood secure.

Personal Boundaries

Black Rock City can be an erotically charged environment, particularly for first timers. You can help prevent sexual harassment and assault while ensuring sex-positive free expression thrives. Know and express your boundaries. Ask about and respect the boundaries of others. Look out for each other, including anyone you encounter who might be in distress. If you see behavior that concerns you, contact a Black Rock Ranger.

Your Well-Being

BRC is not immune to the potential dangers of drug and alcohol use and misuse. Burning Man and its partners in health and safety, including law enforcement, believe in the importance of harm reduction. Here are some things to remember:

- ❖ Always be actively hydrating. Bring your own water wherever you go and be sure to get enough electrolytes.
- ❖ Get enough sleep.
- ❖ Eat healthy, nourishing food.
- ❖ If you don't know what's in something, it's best not to drink or eat it.
- ❖ Burning Man is better with friends; consider using a buddy system.
- ❖ There have been incidents of intentional dosing with intent to assault—sometimes referred to as “date rape”—at the event. Participants should be aware of this and exercise appropriate caution.
- ❖ If you feel like you have been dosed without your knowledge, seek help immediately.
- ❖ If you see someone who appears to be overly intoxicated, ask them if they need help.
- ❖ If you or someone around you needs emergency help, **get help**. Black Rock Rangers, medical personnel, and law enforcement officers are there to **ensure your safety and are always willing to help**.

If you or someone you're with is feeling overwhelmed, there are lots of services in Black Rock City to support you. Volunteers from the Zendo Project and the Green Dot team of the Black Rock Rangers are trained to help people going through challenging emotional or psychological processes. Both groups offer safe spaces in BRC. Seek them out. And remember, Black Rock City is our community, and we all need to look out for each other.



Consent is the cornerstone of a healthy community. It's simple: whether it's a potential sexual encounter, physical touch of any kind, something requiring permission that will radically alter the experience of another person, or involving the recording of someone's image or voice, you are responsible for getting verbal consent before engaging. It is neither ethical nor acceptable to proceed without that person's awareness and clear consent. Period. As the Bureau of Erotic Discourse reminds us: “Silence is not consent.” Black Rock City citizens are encouraged to understand and help others understand the importance of consent. For more info, visit www.bureauoferotic-discourse.org.



Your Role In Burning Man's LONG TERM

WHILE THERE ARE PRACTICALLY AN INFINITE NUMBER OF THINGS YOU CAN DO IN BLACK ROCK CITY, THERE ARE SOME THINGS YOU NEED PERMISSION OR A PERMIT TO DO, AND THERE ARE A FEW THINGS YOU CAN'T DO BECAUSE THEY COULD THREATEN THE FUTURE OF OUR EVENT. AS A GOOD CITIZEN OF BRC, WE LOOK TO YOU TO SUPPORT THE LARGER COMMUNITY. PLEASE BE AWARE OF THESE CHALLENGES AND HELP KEEP BRC ALIVE FOR YEARS TO COME.

Porta-Potties

If It Wasn't In By Your Body, Don't Put It In The Potty. Portable toilets are provided and emptied regularly. Use these facilities only for their intended purpose, not for dumping garbage or gray water. Putting anything but human waste and one-ply toilet paper (2-ply is a big no-no) in the potties makes pumping nearly impossible. No tampons, trash or wipes! Control odors by putting the lid down. Do not dump gray water in the potties: doing so will fill them up too fast and result in disgusting toilets for everyone. Do not defecate or urinate on the playa; it is illegal and an unpleasant mess for everyone. Finally, if there is a truck servicing a bank of potties, don't interfere with their job by using one of the potties—wait until they are finished.

Crash in Neighboring Communities

We have good relationships with the neighboring towns and communities, which is critical. Every year the biggest complaint about Burning Man is the trash that flies off of vehicles in surrounding areas. Make sure you cover and secure your load to your car really well so nothing flies off as you drive the highways, and **DO NOT** dump your trash or recycling in our neighboring communities except in a designated dumping facilities. We've compiled a list of Exodus Trash and Recycling Locations on page 19. Leave No Trace doesn't end when you hit the pavement. If you see somebody dumping their waste somewhere they shouldn't, let them know. You can be fined up to \$1000 for illegal dumping.

Noise Control & Sound Policy

Sound travels easily on the playa and not everyone will want to sleep when you do. Bring ear plugs! Audio systems must be held to a maximum power amplification of 300 watts, generating 90 decibels at 20 feet. Speakers must be elevated off the playa surface and be backed by a truck, RV, or anything large and solid enough to prevent the sound from traveling backwards. If a problem with sound levels continues after sufficient requests and warnings, the source of power for such device or system will be disabled. Mutant Vehicles are subject to the Mutant Vehicle Sound Policy, and must cut their sound when approaching art installations and performances. The hum of generators becomes annoying over a long period of time. Please keep your neighbors in mind. We recommend generators that are sound insulated, and/or enclosed in a wooden box. **DO NOT** dig a trench to sound-insulate your generator. For more information visit: www.burningman.org/event/preparation/playa-living/generators/.

M S U R V I V A L

Hot Springs

The terms of our BLM permit forbid participants from using the local hot springs during the event. Some are lethally hot! A collaborative team of Earth Guardians and BLM patrol and protect these fragile resources. For more information email earthguardians@burningman.org.

Serving Food

Gifted food or fresh juices to the public, or running a kitchen serving 125 persons or more (whether public or private) requires a permit from the Nevada State Health Division. Visit health.nv.gov/BFHS_EHS.htm, and see "Temporary Food Information for Burning Man." You don't need a permit for bar ice, but your ice must come from a source approved by the Health Division, like local stores or our ice sales. If you have questions on playa, representatives from the Nevada State Health Division are available at Playa Info during limited hours—ask at Playa Info for their schedule.



Respect Our Neighbors

With nearly 70,000 people traveling through these normally quiet rural towns, we have a significant impact on the communities surrounding the Black Rock Desert. **Drive slowly.** Be courteous and patient, dress appropriately, and be respectful. We are guests here. Be polite and friendly to all local residents, and remember to Leave No Trace.

Pyramid Lake Paiute Tribe

Traveling from the West, South, or East to Burning Man on Hwy 447, you will drive through the Pyramid Lake Paiute Tribal reservation. Please be respectful and supportive of the Pyramid Lake community. Speed limits are strictly enforced. Be courteous of Tribal members as they cross the road or try to access Tribal businesses and services or their homes. Be respectful of the lake and land—they are considered sacred. The lake is home to two types of endangered fish, and artifact hunting and graffiti are prohibited. Leave No Trace!

You must obtain a permit to swim in or camp around Pyramid Lake. Day-use permits are only \$6 and camping permits are \$9 per day. Permits may be purchased at the I-80 Smoke Shop in Wadsworth, Nixon Store in Nixon, Ranger Station in Sutcliffe, or at several locations in Reno, Sparks, or Fernley (see below). You can also purchase gas and last-minute supplies at the Wadsworth and Nixon stores. They will be open 24 hours just before and just after Burning Man. Tribal members also offer services along the road such as car washes, Indian tacos, food drives, and trash collection. Note, all vendors are required to register with the tribal government. To learn more about the Paiute Tribe, including permit info and locations, visit plpt.nsn.us and burningman.org/event/preparation/local-towns.

Gerlach & Empire

The citizens of Gerlach and Empire welcome us. Please be considerate of them in return. Drive slowly. Don't block driveways or streets. There are two gas stations, a market, water store, restaurant, and several street vendors. If you pull over to patronize these businesses, please avoid causing traffic issues. Remember, regular traffic laws apply, and you may be ticketed for obstructing traffic or creating a nuisance. Do not replenish your water supply from a private local spigot. Water is precious in the desert, and this water belongs to local residents. And Leave No Trace! For more info go to burningman.org/event/preparation/local-towns.

LAW ENFORCE

at Burning Man & the Surrounding Areas

Public Agencies that Patrol the Event & Surrounding Areas

Several public agencies are on site to issue required permits and to enforce federal, state & local laws. First and foremost are BLM and Pershing County Sheriff's Office. The roads leading to and from the event are patrolled by Nevada Highway Patrol, Washoe County Sheriff's Office, Pershing County Sheriff's Office, Nevada Department of Transportation and the Pyramid Lake Paiute Tribe.

The Nevada State Health Division protects the health of our citizens and prevents food-borne epidemics. Please cooperate with their lawful inspections of all public food preparation at our event. It is not the mission of these agencies to police your lifestyle or inhibit self-expression. They fulfill the same function as the police in any other city. It is their duty to respond to infractions of the law.

Public & Private:

Your Right to Privacy

In Black Rock City, many distinctions between what is private and what is public tend to soften and disappear. However, all local, state and federal laws apply in BRC. If you violate these laws you may be subject to arrest or citation, or eviction.



Disclaimer

THIS SURVIVAL GUIDE PROVIDES INFORMATION ABOUT LAWS APPLICABLE TO ACTIVITIES WITHIN THE BLACK ROCK DESERT IN THE STATE OF NEVADA. BUT LEGAL INFORMATION IS NOT LEGAL ADVICE, WHICH IS AN INTERPRETATION OF THE APPLICABLE LAW TO SPECIFIC CIRCUMSTANCES. ALTHOUGH WE STRIVE TO ENSURE THE ACCURACY & USEFULNESS OF THE INFORMATION HERE, YOU SHOULD CONSULT A LAWYER IF YOU WANT LEGAL ADVICE ABOUT A PARTICULAR SITUATION.

What Is Illegal?

These are just some of the laws you should be aware of:

- ❖ The use and possession of illegal drugs and drug paraphernalia are violations of the law. Depending on the violation you may receive a citation, arrest and/or eviction.
- ❖ The possession of any illegal drug with intent to distribute is a more serious felony offense. The possession of large quantities or a variety of drugs may be interpreted as evidence of intent to distribute. Giving illegal substances to someone else could be considered drug trafficking.
- ❖ If you use prescription drugs, they must be in the bottle you receive from the pharmacist at all times.
- ❖ The federal government does not recognize medical marijuana cards. Possession of marijuana is a federal infraction in the Black Rock Desert, and having a medical marijuana card is NOT a defense.
- ❖ Since 2013, Nevada law has allowed for the establishment of medical marijuana dispensaries within the state and for the recognition of medical marijuana cards from other states under certain circumstances. Resident and nonresident cardholders must abide by Nevada's limits on possession and restrictions against public consumption. See Nevada Revised Statutes Chapter 453A for details. Transporting marijuana across state lines is a federal crime.
- ❖ As of the printing of this Survival Guide, neither BLM nor Pershing County Sheriff's Office has informed BRC about how this change will affect the possession and use of medical marijuana at the event. For the most current information applicable to your situation, you should consult with a lawyer. Check the Jackrabbit Speaks newsletter for any new information on this topic that becomes available after the Survival Guide has gone to press.
- ❖ Driving with an open container or under the influence of alcohol (DUI) is a violation of the law. Nevada's blood alcohol limit (BAC) is 0.08 for drivers 21 years of age and older, and 0.02 for drivers under 21.
- ❖ Serving alcohol to minors is illegal. If your theme camp has a bar where alcoholic drinks are gifted, the person serving alcohol must check that any person being served is over 21. It is a state and local offense for anyone under 21 to consume alcoholic beverages or to pass themselves off as being of age. It is a violation of Pershing County law for minors to even possess alcoholic beverages.
- ❖ Any act of assault or theft is a violation of the law, and may be cited as a felony federal offense.
- ❖ The possession or discharge of unauthorized fireworks is a violation of local, state and federal laws.

M E N T

This could be the **MOST**
IMPORTANT READING
YOU DO before arriving in BRC

Laws Specific to BRC

- ❖ Possession or discharge of firearms or weapons (including hand-held lasers) at the event is prohibited.
- ❖ Dumping wastewater is illegal, as are oil, fuel, and waste fuel-leaks and spills. These violations may result in citation and/or eviction.
- ❖ Light your Mutant Vehicle: BLM regulations require all motorized vehicles driven at night, including art cars, motor scooters and go-peds, have front and rear lights. All drivers must have their driver's license on them when operating any vehicle.
- ❖ Use of drones or unmanned aircraft systems (UAS) is prohibited, unless the operator is registered through and complies with the Remote Control BRC program (RCBRC) and operates the UAS in accordance with federal laws and regulations.
- ❖ Human waste (urination and defecation) on the playa is a violation of federal regulations. You may be issued a ticket that will cost you hundreds of dollars.
- ❖ You may only enter and exit the event site through the Gate. Prior to the event, BLM issues a federal closure order, creating a closed zone around BRC to ensure the safety of participants and users of the Black Rock Desert. You may not enter the closed zone except at the main Gate and you may not drive outside of BRC in the area adjacent to its boundaries.
- ❖ Do not attempt to break through our city boundaries or avoid traffic at the conclusion of the event. Proper use of the main Gate will be strictly enforced by law enforcement during exodus on Sunday and Monday.
- ❖ Violating posted speed limits or boundary signs on the playa may result in a moving violation that imposes a fine of \$250 fine or more.
- ❖ Hiking in or through the closure zone is highly discouraged. Those on foot in this area should be prepared to show a ticket stub or risk citation by law enforcement. Also, avoid this area during dust storms and always have adequate lighting at night.
- ❖ A copy of the closure order is available at the BLM Mobile Command station at 5:30 and Esplanade.

❖ Visiting any area hot springs during the event is a violation of the closure order.

Community Resources

Members of our own volunteer organization, the Black Rock Rangers, wear khaki attire with the Burning Man logo on their chests, backs, and vehicles. They are not law enforcement officers, but they do communicate with and support law enforcement. They engage with issues related to community norms and rules and are empowered by the Burning Man community and the event's organizers to address safety concerns, mediate disputes, and resolve conflicts that cannot be resolved by the persons involved. They are members of our community. You should feel free to request their assistance at any time. You can find Ranger headquarters in Center Camp or the outposts in both the 3:00 & 9:00 plazas.



Members of Burning Man's Black Rock City Emergency Services Department wear yellow uniforms labeled "Emergency Services" and feature the Burning Man logo on their uniforms and vehicles. They provide BRC with fire fighting, emergency medical, and crisis intervention services. They are not part of any law enforcement or other outside agency. The Medical Stations can be found on the Esplanade & 5:15, near the 3:00 & 9:00 Civic Plazas, near the 4:30 and 7:30 Art Plazas, and out on the playa between the Temple and the Man.



Law Enforcement

Law enforcement officers have a difficult yet important job, both on and off the playa. There are multiple law enforcement agencies at Burning Man, including the U.S. Bureau of Land Management and the Pershing County Sheriff's Office. Please respect the valuable work that they do—we could not have the event without their services. It is the duty of all law enforcement personnel to enforce the law in a courteous and respectful manner.

Help From Law Enforcement

If you need law enforcement assistance for any reason, please wave down a patrol unit, find a Black Rock Ranger who will help you contact law enforcement, or visit the law enforcement substation located at 5:30 and Esplanade. The station is open 24/7 during the event and is staffed by BLM and the Pershing County Sheriff's Office.

Law Enforcement Feedback

If you have any feedback (negative or positive) for law enforcement, please fill out a Law Enforcement Feedback Form at Playa Info or Black Rock Ranger HQ in Center Camp. You can also provide feedback directly to BLM via the law enforcement substation, but note that Burning Man does not see that feedback. Your feedback helps improve how we work with the agencies to ensure the safety of our event. Be sure to fill out the form completely and truthfully. Include the officer's name, agency, vehicle license number, badge number, time of day, details of the event, and the names of any witnesses. Avoid hearsay and accusations that can't be substantiated. Feedback forms turned into Burning Man during the event are discussed with law enforcement agencies the next morning; the timely return of these forms enables us to act on them before the event is over.

TRANSPORTATION & TRAFFIC

Getting to & From Black Rock City

Traffic is one of the biggest challenges our community faces. In addition to longer wait times to get to and from BRC, traffic places added stress on the surrounding rural area. Here is how we can work together to make a difference:

- ❖ Carpool! Fewer vehicles on the road will help reduce wait times.
- ❖ Take the Burner Express: <http://burnerexpress.com/>
- ❖ Arrive and depart at non-peak (Midnight – 6 am) times to spread out vehicle traffic. You will also have shorter wait times! Peak arrival and Exodus days are Sunday and Monday.
- ❖ On your way to BRC, watch our @BManTraffic Twitter feed and listen to BMIR on iHeartRadio for regular traffic updates at the top of the hour. During Exodus listen to BMIR 94.5 FM for regular updates on wait times and other traffic information. You can also listen to public service announcements during arrival and Exodus on the Gate-operated GARS station at 95.1 FM.
- ❖ Do NOT get out of your car! If traffic stops, it is tremendously unsafe to get out of your vehicle.
- ❖ Don't believe GPS! Don't take side roads to Burning Man. Jungo Road is not suitable for passenger vehicles and many cars are damaged and abandoned on it every year.

THERE ARE LIMITED services for the 76 miles between Wadsworth and Empire. This means no reliable access to gas and no water. You'll need to plan accordingly. Be wary of picking up hitchhikers – they may not have a ticket! Insist on seeing a ticket before giving anyone a ride.

Load Your Vehicle Safely!

Loading your vehicle properly, whether it is a car, truck, trailer, motorhome, or anything towed, will make your trip safer and less stressful. Apply some simple precautions to ensure safety.

- ❖ Never exceed the load capacity or the towing capacity of a vehicle or trailer. Check the recommended (not the maximum) weights for your vehicles and do not exceed them.
- ❖ Don't exceed the weight recommendations for a trailer and hitch.
- ❖ Load your vehicle safely. Heavy items should be located low, centered, and over or between the axles. For trailers, load the heaviest items toward the front. Secure your load with straps or rope.
- ❖ Cover your load with a tarp whenever possible.
- ❖ Make sure that the brakes and lights work on your vehicle and any trailer you're towing.
- ❖ Always use safety chains, installed between your trailer and the tow vehicle.
- ❖ Do not overload the roof or roof rack on your vehicle. Large or bulky objects, even if they are lightweight, can make driving dangerous in cross winds. They may loosen and fall off. An extraordinary number of full trash bags are found along the roadside after Burning Man due to poorly secured loads.

Vehicle Maintenance

Many mechanical problems that leave drivers stranded can be avoided with a little extra preparation before leaving. There are several things to keep in mind when preparing your vehicle. You are traveling to the Nevada desert in August. Temperatures can reach well above 100°F during the day. Your vehicle is going to be loaded with extra weight by gear. Check your vehicle's tires and air pressure after loading your vehicle. Before leaving home, follow the tips below to ensure your vehicle is ready for the trip. Have your local mechanic inspect your radiator, tires (including your spare), belts, brakes, hoses, lights and fluids.

Get gas in Reno and Sparks. Don't wait to refill in Empire.

Travel Tips & Reminders

Many motorists travel on Interstate 80 until they reach the Wadsworth exit. The roadway from Wadsworth to the playa (Hwy 447) is very different from I-80. I-80 is designed to accommodate several thousand vehicles per hour. Hwy 447 is a two-lane road without wide paved shoulders, signs indicating rest areas, or pull-outs. Hwy 447 has many blind curves, grades, open range areas and soft sand roadway shoulders. Pay attention to the roadway and obey all traffic laws. Buckle up. **Drive safely.**

- ❖ Use the Wadsworth or Nixon gas stations' rest areas (and fill up your gas tank) before traveling north to the event. This will help reduce the need to stop alongside the road and the potential of getting stuck in the soft sand shoulder (this happens a lot!).
- ❖ There are jackrabbits in the area. It is not worth jeopardizing your safety to swerve to avoid them.
- ❖ If you do need to pull over, look for a wide open area that doesn't have steep shoulders bordering the highway. Do not to create a traffic hazard.
- ❖ Do not get out of your car if traffic stops.
- ❖ This is open range area. There are no fences bordering the roadway, so cattle roam the range freely. After dark, cattle are often drawn to the road to soak up warmth radiating from the asphalt. Cows are worth over \$2,000 each and if you hit one in the open range you or your insurance will be held responsible. Hitting a cow is no fun, as anyone who's done so can tell you. Do not speed. Be prepared to share the road with livestock and wildlife.
- ❖ Avoid pulling over near curves and grades. These areas can be extremely dangerous for you and other motorists when attempting to re-enter the

roadway. Approaching motorists are often unable to see you.

- ❖ The state highway leading to Gerlach and all other roads in the area are patrolled by the Nevada Highway Patrol. Observe posted speed limits. Local kids play around the road. Be careful!
- ❖ If stopped for speeding on tribal lands (Nixon and Wadsworth) be prepared to post a fine immediately. Most vehicle accidents in which participants are injured occur on Hwys 447 & 34 on the final approach to BRC. It is sad that people have often made it across the country only to have a serious injury in the last few miles. Please be cautious. Tired? Stop to rest!
- ❖ Do not throw cigarette butts or—anything burning—out the window!
- ❖ Yield to emergency vehicles—meaning get off the road as quickly and safely as possible to allow them to pass.
- ❖ When using safety chains with a trailer, be sure they aren't dragging on the pavement. They can cause sparks, leading to brush fires.
- ❖ Law enforcement has been known to search vehicles. Do not park alongside Hwy 34. The county sheriff will ticket any vehicles that are parked by the roadside. Gate Road is your only access to Black Rock City. There are no other routes.
- ❖ BLM establishes an off-road closure throughout a two-mile area around our city. It is patrolled by law enforcement agencies. Anyone attempting to enter the playa off-road will be subject to substantial fines. Furthermore, the edges of the lakebed are saturated with water. You will get stuck. Mired vehicles have remained stranded for days or weeks.
- ❖ Fill up on gas on your way into the event; it is much easier than on the way out.



PACK IT OUT

Trash, Recycling & Graywater

Pack your load securely and separate trash from recycling. (See Travel Tips on page 18.) If you have to carry garbage on top of your vehicle, make sure it is double-bagged and strapped down securely. DO NOT discard refuse along the highway, in neighboring towns or rest areas, or behind private businesses. This reflects very poorly on our community and threatens our event's future. Dispose ONLY at authorized collection areas—several locations are nearby (below)! The Nevada Highway Patrol may issue tickets to anyone leaving trash on the ground. There is a \$2,000 fine for littering. Don't trash Nevada!

Exodus Trash & Recycling

Saturday, September 3 – Wednesday, September 7. Free recycling. Trash is \$5 per 35-gallon trash bag. Recycle bicycles, plastics, glass, metals, paper, cardboard, plastic bags, household batteries, and non-perishable food and water. Clean, sort, and de-bag recyclables before depositing. Human and other hazardous waste is prohibited! Proceeds from recyclables go to Black Rock Solar, Whole Kids Foundation, and other community programs in the region. Food and water go to Food Banks.

Save Mart Supermarkets Open 24 hours
525 Keystone Avenue, Reno, NV, 775-786-2150.

Whole Foods Market (open 6am-midnight): 6139 South Virginia Street, Reno, NV, 775-852-8023

Rabbit Traxx Store Open 24 hours
580 Patterson Way, Cedarville, CA, 530-279-2022

Other Options

Waste Management - Lockwood Landfill (landfill only) 2700 East Mustang Road, Sparks NV 89434, 775-342-0401. Open Monday - Friday, 8am - 4:30pm. Closed Labor Day. \$31-35 minimum, charged by cubic yard.

Waste Management - Commercial Row (Sage Street) Transfer Station (landfill only): 1390 E. Commercial Row, Reno NV 89512, 775-326-2416. Open Monday - Friday, 7am - 5pm and Saturday - Sunday, 8am - 4:30pm. \$25 minimum, charged by cubic yard.

RSW Recycling - Reno Recycling Center 1100 E. Commercial Row, Reno NV 89512, 775-326-2381. Open Monday - Friday, 8am - 4:30pm. Closed from 12 - 12:30 for lunch. Closed on Labor Day. No charges (except for electronics/LEDs) and no buybacks.

Sparks Recycling Center: 1455 E. Greg Street, Sparks NV 89431, 775-343-7955. Open Monday - Friday, 9am - 5pm. Closed on Labor Day. No charges and no buybacks for recycling.

Waste Management - Fernley/Churchill Transfer Station (landfill and recycling): 1100 Us Highway 95a S. Fernley, NV 89408, 775-329-8822. Open Tuesday - Saturday, 8am - 4:30pm. Closed between 12 - 12:30pm. \$16.00 minimum for landfill, charged by cubic yard. No charges and no buybacks for recycling.

Waste Management - Stead Transfer Station (landfill and recycling) 13890 Mt. Anderson, Reno NV 89506, 775-972-9160. Open Tuesday - Saturday, 8am - 4pm. \$25 minimum, charged by cubic yard for landfill. No charges and no buybacks for recycling.

Where To Dump RV & Gray Water

Contact locations for dump capacity, cost, and hours. Unless otherwise noted, portable-toilet waste is not accepted.

I-80 Smokeshop & Campground 1000 Smokeshop Circle, Wadsworth NV 89442, 775-575-2181. Open 24 hours. Three dump locations. Price TBD closer to the event.

Pyramid Lake Marina & Campground 2500 Lakeview Drive, Reno NV 89510, 775-476-1155. One 24-hour credit card kiosk dump. \$10.

Love's Travel Stop 825 Commerce Center Drive, Fernley NV 89408, 775-575-2200. Open 24 hours. Gray water only, no black water. No hoses available. \$5.

Golden Gate Petroleum 11055 S. Rock Boulevard., Sparks NV 89431, 775-358-7400. Dumping hours are 5am - 9pm. \$8.

TA Travel Center 800 N. McCarran Boulevard, Sparks NV 89431, 775-359-0550. Open 24 hours. Limited to RVs and 55-gallon drums. \$5.

Reno Boomtown 2100 Garson Road, Verdi NV 89493, 775-345-2444. Open every day, 8am - 9pm. \$10.

Gold Ranch RV 320 Gold Ranch Road, Verdi NV 89493, 775-345-6789. Open 9am - 5pm for dumping, only if there are campsites available. After hours, check-in with the convenient store. \$10. Some trash disposal available for \$10

Modoc District Fairgrounds 1 Center Street, Cedarville CA 96104, 530-279-2315. Contact location for hours, capacity, and costs.

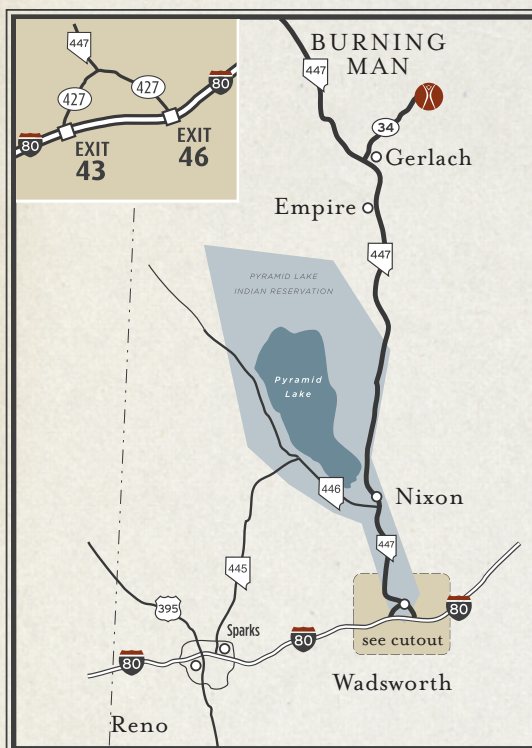
Alturas Chevron 1080 North Main Street, Alturas CA 96101, 530-233-5114. Contact location for hours, capacity, and costs.

Larger camps should consider setting up a contract with United Site Services to collect gray water in BRC. With 30 days notice, they can also provide and pick up a collection tank. 1-800-toilets or email burningmansales@unitedsiteservices.com.

MAP & DIRECTIONS



erlach is the last place to get gas. If you have to get gas here, please fill up before going to Burning Man to avoid the very long wait times after the event. From Gerlach, go west on Hwy 447 for one mile to the fork. Take the right-hand fork, Hwy 34, and continue 8 miles to the Burning Man entrance. Note the 3-mile playa entrance (first turn-off) used in previous years is NOT an entrance to Burning Man. The 12-mile playa entrance, just beyond ours, will also not take you to Burning Man. Both will be patrolled by BLM Rangers.



From the...

...West & Southwest

Route 1: From Reno take I-80 east 28 miles. Take the Wadsworth/Pyramid Lake Exit #43 to Hwy 447. Turn left - you can get gas here. Go north 1 mile to Wadsworth and turn left on Hwy 447. It's 75 miles to Gerlach.

Route 2: From Reno take I-80 east 4 miles. Take Exit #18 to Pyramid Way/Hwy 445. Turn left and travel north 31 miles. At Pyramid Lake, turn right on Hwy 446, and go east 12 miles to Nixon - you can get gas here. Turn left on Hwy 447, traveling north. It's 59 miles to Gerlach.

...Southeast

From Fallon, take Hwy 50 west 31 miles to Fernley. Drive through Fernley to Hwy 427. Stay on 427 for 5 miles to Wadsworth. Turn right onto Hwy 447. It's 75 miles to Gerlach.

...North

From US 395, go 25 miles east on Hwy 299 to downtown Cedarville. This is the last opportunity to fill up on gas, supplies, and services until Gerlach. From downtown go south onto County Rd 1/Hwy 447 for 84 miles to Gerlach. Before entering Gerlach, turn left on Hwy 34 and it's 8 miles to the Burning Man entrance.

...East

From Winnemucca, take I-80 for 130 miles to Fernley. Take Exit #46. You can get gas and supplies here. Turn right onto Hwy 427. Travel 5 miles to Wadsworth. Turn right onto Hwy 447. It's 75 miles to Gerlach. The other route from Winnemucca - Jungo Road - is a very treacherous dirt road, with easy-to-miss turns, and it is likely to cause a flat tire or worse. Please don't try this route.

Exodus

During peak departure times on Sunday and Monday, it can take 6-8 hours to get out of BRC and another three hours to get to Reno. (Longer if there are accidents on 447). The event officially ends at 6 pm on Monday, September 5, 2016 (Labor Day). This year we have authorization from BLM to allow Exodus to extend through Tuesday, September 6, at noon. This is to allow a safe and smooth egress period. If the line of cars is long, and your schedule allows, you may wait in your camp. Use the extra time to rest for the drive, secure and tie down your vehicle loads, and MOOP. This is a time for winding down, not continuing the event. You must leave BRC by Tuesday at noon. More info: burningman.org/exodus

Exodus Questions

For a full list of frequently asked questions about Exodus, go here: <http://gate.burningman.com/faq-gate.php>

Pulsing: Exodus Peak Times

We will implement Pulsing from 12:01 am Sunday morning until 11:59 pm Monday, or until there is not a need. Pulsing is a system of moving vehicles at regular intervals toward the highway on Gate Road to avoid the long slow creep that challenges the sanity of even the most patient among us. With Pulsing, vehicles stop and turn off their engines. Then, every hour, vehicles are pulsed a mile forward all at once. Pulsing does NOT get you out of the city more quickly, but it gives you a break from driving and is more environmentally friendly. Use this time to meet your neighbors! During Pulsing operations, expect to be stopped along Gate Road for long periods of time. Potties will be available. Listen to Gate Area Radio 95.1 FM for Exodus and Pulsing info.

2016 SURVIVAL GUIDE

Design: Arin Fishkin Project & Production: Manager: Rebecca Throne

Content Team: Marian Goodell, Megan Miller, Jon Mitchell, Silvia Stephenson, & Molly Vikart